

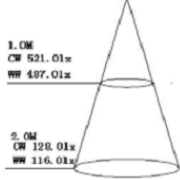
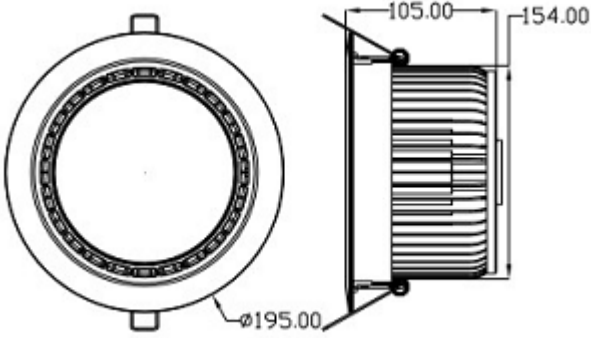
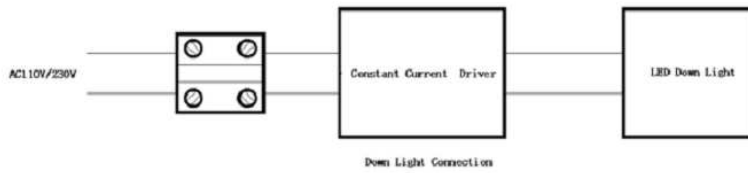


DLS3BREW20W				
 	LED Type Color Lux a 1 Meter Flux □ LM □	Epistar 5730		
		Warm2700-3500K	Nature(4000-4500K)	Cold(5000-6500K)
		487+-10	501+-10	521+-10
		1440	1520	1580
	LM/W CRI Power Input Voltage PF Color LED Driver Materials Work Temperature Environment Humidity Lifetime	80±10 >75 20W±10% AC85V to AC265V 50/60Hz >0.90 Silver radiator and edge white External Constant current driver Aluminum Alloy & Center frosted PC cover & ABS surface ring -30□to+60□ <95%RH 40,000-50,000 Hours		
				

Advantages:

- No RF interference
- low heat radiation, security , fast response
- low power consumption, high intensity
- long lifetime.

Down light Connection:



Mounting Style:

