

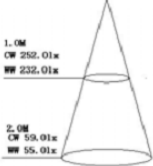
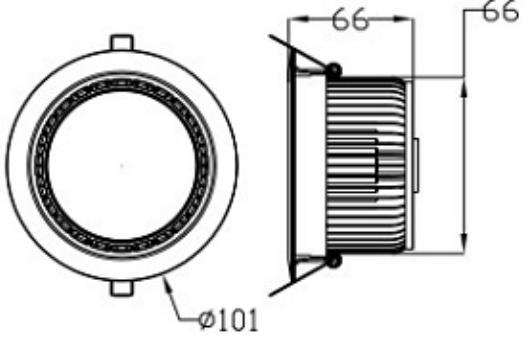
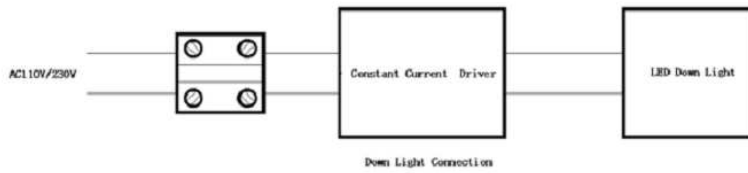


DLS3BREW10W				
  	<b>LED Type</b> <b>Color</b> <b>Lux a 1 Meter</b>  <b>Flux</b> □ LM □	<b>Epistar 5730</b>		
		<b>Warm(2700-3500K)</b>	<b>Nature(4000-4500K)</b>	<b>Cold(5000-6500K)</b>
		232+-10	244+-10	252+-10
		720	760	790
	<b>LM/W</b> <b>CRI</b> <b>Power</b> <b>Input Voltage</b> <b>PF</b> <b>Color</b> <b>LED Driver</b> <b>Materials</b> <b>Work Temperature</b> <b>Environment Humidity</b> <b>Lifetime</b>	80±10 >75 10W±10% AC85V to AC265V 50/60Hz >0.90 Silver radiator and edge white External Constant current driver Aluminum Alloy & Center frosted PC cover & ABS surface ring -30□to+60□ <95%RH 40,000-50,000 Hours		
				

### Advantages:

- No RF interference
- low heat radiation, security , fast response
- low power consumption, high intensity
- long lifetime.

**Down light Connection:**



**Mounting Style:**

